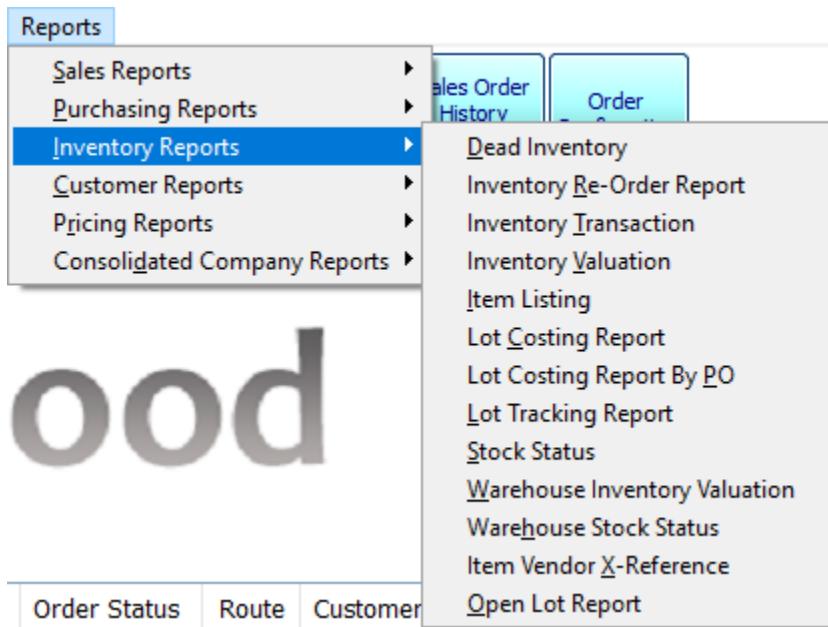


Inventory Reports



Once you have selected all your options for the report you will need to select one of the following buttons to run the report.



Print: Print the report. If preview is checked print the report to the screen.

Excel: Send the report to excel so you can then modify or add to it.

PLEASE NOTE: Not all options are available on every report

Dead Inventory Report

Dead Inventory Report - 01-SR2SOFTWARE, INC.

Not Sold Since Date: 05/18/15

Sort By: Category

Cost Selection: Average

Report Options

Preview Report

Print Excel

Not Sold Since Date: The date that the item was last sold.

Sort By: Specify the sort order of the report. Choose from Category, Item or Vendor

Cost Selection: What price do you want displayed in the cost column. Choose from Average, Last or Market

Preview Report: Check this box if you would like this report to display on the screen

Dead Inventory As Of: 05/18/15

Item #	Description	BU Onhand	SU Onhand	Last Sale	Cost	Value
Category...10 - Frozen Seafood Prodcuts						
10000	WICKS CRAB CAKES MD STYLE 108X	30.97 CS	30.97 CS	02/04/15	109.0000	3,375.73
10002	H/G POLLOCK SHORE FROZ.	352.00 LB	8.00 BG		1.3000	457.60
10009	MRS FRI CRABCAKE MEDALLION	111.00 CS	111.00 CS	09/17/14	18.1505	2,014.71
10011	SQUID RINGS AND TENTACLES	230.00 LB	4.60 CS	09/10/14	3.2500	747.50
10015	TUNA STEAK 4 OZ IQF	301.10 LB	30.00 CS	12/10/14	4.9300	1,484.42
10025	LOBSTER MEAT BHN CAPT DAN	25.00 CS	25.00 CS	07/01/14	22.7838	569.60
10027	FLATHEAD SOLE M	368.52 LB	10.00 BX		1.0100	372.21
10039	FROZ. LOBSTERS BODIES	300.00 LB	12.00 CS		2.0000	600.00
10054	BLOUNT BRD SU STRIP 32/5OZ	5.00 CS	5.00 CS		73.2500	366.25
10063	SCALLOPS 80/120 DRY IQF	30.00 LB	1.00 CS		3.9000	117.00
10067	CRAB CLAWS JONAH 16/20	1,000.00 LB	50.00 CS		11.6700	11,670.00
10075	MATLAW GOURMET STUFFIES	20.00 CS	20.00 CS		0.0000	0.00
10080	FROZ. CLAM STRIPS 2-1/2GAL	25.00 GL	25.00 GL		27.9100	697.75
10115	SCALLOPS 30/40 FROZEN	50.00 LB	5.00 CS		11.8700	593.50
10130	QUAHOGMAID STUFFIES	3.00 CS	3.00 CS		23.9300	71.79
10139	LONG ISLAND OYSTERS	120.00 PC	120.00 PC		0.7600	91.20
10211	* CRAB STUFFING WAKEFIELD	12.00 LB	1.00 CS		4.0000	48.00
10427	SMOKE STEAKS 8 OZ AHI	100.00 LB	10.00 CS		0.0000	0.00
10430	SOLE FLTS IQF 7OZ	50.00 LB	5.00 CS		0.0000	0.00
10499	SOLE-5OZ.-SCA-CRAB-STUFFED	40.00 LB	4.00 CS		0.0000	0.00
10536	TOMATO FLORENTINE SOUP	2.00 CS	2.00 CS	01/17/12	0.0000	0.00
10539	TILAPIA NEW ORLEANS GRILL	30.00 LB	3.00 CS		0.0000	0.00
10568	SEA BASS LOINS 6 OZ IQF	80.00 LB	8.00 CS		0.0000	0.00
10694	HADDOCK FLTS 10/12 S/ON	70.00 LB	7.00 CS		0.0000	0.00
10741	TROUT 8 OZ. BTFLY FILLET	30.00 LB	3.00 CS		7.3300	219.90
10891	LANGOSTINO 100/200 IQF	40.00 LB	4.00 CS		0.0000	0.00
10927	INCREDIBLE SEAFOOD CAKE	1.25 CS	1.25 CS		51.9228	64.90
10938	SWORDFISH AHI LOINS	1,000.00 LB	20.00 CS		7.6000	7,600.00

Inventory Re-Order Report

Inventory Re-Order Report - 01-SR2SOFTWARE, I...

Re-Order as of Date: 02/13/14

Report Sort Selection: Category

Report Options:

- Landscape Orientation
- Preview Report

Print Excel

Re-Order as of Date: The date the item reached its re-order quantity

Report Sort Selection: Specify the sort order of the report. Choose from Category, Item or Vendor

Preview Report: Check this box if you would like this report to display on the screen

REORDERRPT
1-800-214-5045

SR2SOFTWARE, INC.
Inventory Re-Order Report
Re-Order Status As Of: 08/07/12

08/07/12
Page: 1

Item #	Description	BU Onhand	SU Onhand	On Order	Committed	Available	Reorder PT
Category...10	- Frozen Seafood Prodcuts						
1111111111	ITEM FOR TESTING DESCRIPTION LEN ON RPTS	0.00 LB	0.00 CS	0.00	0.00	0.00	10.00
Category...25	- FRESH BEEF						
20650	EXCEL BONELESS RIBEYES	3,073.24 LB	37.00 CS	5.60	4.00	38.60	50.00
*** END OF REPORT ***							

Inventory Transaction Report

Inventory Transaction Report

Item Lookup: EXCEL BONELESS RIBEYES

Item ID: 20650

Warehouse:

From Date: 08/07/12 To Date: 08/07/12

Report Options:

- Include Sales Orders
- Include Purchase Orders
- Include Inventory Adjustments
- Include Production Orders
- Preview Report

Print

Item Lookup: Type the name of the item or choose the search button, if left blank the report will run on all active items.

Item ID: The ID of the item you are choosing

Warehouse: Choose the warehouse that contains the inventory

From Date and To Date: The range of time you want to see for this item

Include Sales Orders: Include sales orders for this item

Include Purchase Orders: Include purchase orders for this item

Include Inventory Adjustments: Include any inventory transactions for this item

Include Production Orders: Include production orders

Preview Report: Check this box if you would like this report to display on the screen

From: 01/01/15 To: 12/22/16

05517 - William Beef
Sale / Purchase / Adjustment / Production Warehouse: ALL

Date	Src	Ref #	Customer / Vendor Name	SU Quantity	BU Quantity	Whse #	Trans. Date/Time/User ID
12/12/16	S	6034	CAMP GROSVENOR-G1320	2.00- EX	84.00-	SR2	12/19/16 10:14am admin
12/12/16	S	6034	CAMP GROSVENOR-G1320	0.75- LB	30.00-	SR2	12/19/16 10:14am admin
12/20/16	I			8.00 EX	320.00	SR2	12/20/16 02:26pm admin
** Sale Totals **				2.75-	114.00-		
** Purchase Totals **				0.00	0.00		
** Adjustment Totals **				8.00	320.00		
** Production Totals **				0.00	0.00		
** Report Totals **				5.25	206.00		

*** E N D O F R E P O R T ***

Inventory Valuation Report

Inventory Valuation Report - 01-SR2SOFTWARE, INC. "Developer version - Not for resale"

Valuation as of Date: 12/22/16

Report Sort Selection: Category

Cost Selection: Average

Category Selection: From To

zzzz

Select Multiple Categories

Report Options

- Include Labor
- Show Zero Balance Inventory
- Show Negative Inventory
- Landscape Orientation
- Include Restricted Items
- Preview

Print Excel

Valuation as of Date: Choose the date you want the evaluation to be as of

Report Sort Selection: Specify the sort order of the report. Choose from Category, Item, Location or Vendor

Cost Selection: What price do you want displayed in the cost column. Choose from Average, Last or Market

Category Selection: Enter in a Category, a Range of Categories, or All Categories.

Include Labor: Only used when you are using the manufacturing module

Show Zero Balance Inventory: Include inventory that has a zero balance

Show Negative Inventory: Include inventory that has a negative balance

Landscape Orientation: Print the report in landscape instead of portrait

Include Restricted Items: Check this box if you would like to include restricted items in the report and totals

Preview: Check this box if you would like this report to display on the screen

Item #	Description	SU Onhand	BU Onhand	Cost	Value
Category...10 - Frozen Seafood Prodcuts					
10007	H/G POLLOCK O/R	0.00	BX 0.00	LB 1.4200	0.00
10011	SQUID RINGS AND TENTACLES	5.00	CS 250.00	LB 3.2500	812.50
10015	TUNA STEAK 4 OZ IQF	169.00	CS 1,690.00	LB 4.8305	8,163.55
10025	LOBSTER MEAT BFN CAPT DAN	25.00	CS 600.00	LB 22.8000	13,680.00
10027	FLATHEAD SOLE M	10.00	BX 368.52	LB 1.0100	372.21
10039	FROZ. LOBSTERS BODIES	12.00	CS 300.00	LB 2.0000	600.00
10063	SCALLOPS 80/120 DRY IQF	1.00	CS 30.00	LB 3.9000	117.00
10067	CRAB CLAWS JONAH 16/20	50.00	CS 1,000.00	LB 11.6700	11,670.00
10075	MATLAM GOURMET STUFFIES	20.00	CS 20.00	CS 37.9900	759.80
10080	FROZ. CLAM STRIPS 2-1/2GAL	25.00	GL 25.00	GL 27.9100	697.75
10115	SCALLOPS 30/40 FROZEN	5.00	CS 50.00	LB 11.8700	593.50
10139	LONG ISLAND OYSTERS	120.00	PC 120.00	PC 0.7600	91.20
10427	SWORD STEAKS 8 OZ AHI	10.00	CS 100.00	LB 7.3300	733.00
10430	SOLE FLT/8 IQF 7OZ	5.00	CS 50.00	LB 4.1100	205.50
10536	TOMATO FLORENTINE SOUP	2.00	CS 2.00	CS 35.3300	70.66
10694	HADDOCK FLT/8 10/12 S/ON	7.00	CS 70.00	LB 4.4000	308.00
10741	TROUT 8 OZ. BTFLY FILLET	63.00	CS 630.00	LB 7.3300	4,617.90
11003	* SQUID U5 TUBE ONLY	10.00	CS 264.00	LB 2.7400	723.36
11143	SALMON 10 OZ WILD S/ON	50.00	CS 500.00	LB 5.6000	2,800.00
** Category Totals **					47,015.92

Item Listing Report

Item List

Report Sort Selection: Category

Report Options:

- Show Inactive Items
- Preview Report

Print Excel

Report Sort Selection: Specify the sort order of the report. Choose from Category, Item or Vendor

Show Inactive Items: Include inactive items in the report

Preview Report: Check this box if you would like this report to display on the screen

ITEMLIST
1-800-214-5045

SR2SOFTWARE, INC.
Item List

08/07/12
Page: 1

Item #	Description	Cat	SU	AU	BU	Pack	Size	Location
Category...10 - Frozen Seafood Prodcuts								
10000	WICKS CRAB CAKES MD STYLE 108X	10	CS	CS	CS	1.00	108 PCS.	D999-9
10001	POLLOCK CHOICE BONED FLTS	10	CS	CS	LB	20.00	1 LB	M902-3
10002	H/G POLLOCK SHORE FROZ.	10	BG	BG	LB	1.00	44 LB	D999-9
10003	H/G COD 16/20 BLUE NORTH	10	BX	BX	LB	1.00	42 LB	FL99-9
10006	ROME 3-OZ LOBSTER CAKES	10	CS	CS	CS	52.00	3 OZ.	D401-3
10007	H/G POLLOCK O/R	10	BX	BX	LB	1.00	70 LB.	D999-9
10008	BAYSHORE LOB.BISQUE 20oz.	10	CS	CS	CS	8.00	20oz.	D406-4
10009	MRS FRI CRABCAKE MEDALLION	10	CS	CS	CS	320.00	.5	F625-2
10011	SQUID RINGS AND TENTACLES	10	CS	PC	LB	10.00	5.0 LB	D999-9
10014	SQUID TUBES 8 UP CLEANES	10	CS	CS	LB	10.00	2.2 LB	D999-9
10015	TUNA STEAK 4 OZ IQF	10	CS	CS	LB	1.00	10 LB	D430-3
10016	DOVER SOLE 12/16 FRZ	10	CS	CS	LB	1.00	25 LB	D428-1
10019	FROZEN POLLOCK 6-8 OZ.	10	CS	BX	LB	4.00	10 LB	D440-1
10020	H/G POLLOCK J CUT LL	10	BX	BX	LB	1.00	40 LB	D999-9
10021	LOBSTER TAILS 5 OZ WARM	10	CS	CS	LB	1.00	10 LB	D412-3
10024	BROKEN SHRIMP-LG.	10	CS	CS	LB	12.00	1.5 LBS.	D999-9
10025	LOBSTER MEAT BKN CAPT DAN	10	CS	CS	LB	12.00	2 LB	F620-2
10026	DUCKTRAP 4z SMO SAL SPRUCE	10	CS	CS	CS	8.00	4 OZ.	D440-2
10027	FLATHEAD SOLE M	10	BX	BX	LB	1.00	37 LB	D999-9

Lot Cost Report

Lot Costing Report - 01-SR2SOFTWARE, INC.

Lot ID

Item Lookup

Report Options

Preview Report

Print

Lot ID: Choose the Internal lot ID of the lot

Item Lookup: Use rapid intelligence to find the item

Preview Report: Check this box if you would like this report to display on the screen

```

LOT COST                                SR2SOFTWARE, INC.                                08/07/12
1-800-214-5045                            Lot Costing Report                                Page: 1

Internal Lot Number - P00000228620650      External Lot Number - EX-002

PO #      Vendor #  Vendor Name                Rec Date   Qty SU   Qty BU   Cost  Ext Cost
-----
2286                                10/04/11   25.00  2,112.24  5.83 12,314.36

INV #      Customer #Customer Name      Inv Date   Qty SU   Qty BU   Price Ext Price
-----
1665  A4160  AJ'S RESTAURANT            10/04/11   1.00    80.00   6.08  486.40
1668  C5800  CHASE DELI & PIZZA PLUS-C5800  10/05/11   1.00    80.00   7.57  605.60
1666  A4160  AJ'S RESTAURANT            01/03/12   1.00    79.00   6.08  480.32

Total Cost: 12,314.36      Total Price: 1,572.32  Profit: 10,742.04- GP %: 683.20-


Min Price: 6.08
Max Price: 7.57
Avg Price: 6.58
Avg Sale: 524.11
Avg Qty: 79.67

*** END OF REPORT ***

```

Lot Costing by PO

Lot Costing Report by PO - 01-SR2SOFTWARE, INC. "Developer version - Not for resale"

Purchase Order # 

Sel	Item #	Description	Rec Qty	UOM	Price
<input checked="" type="checkbox"/>	10015	TUNA STEAK 4 OZ IQF	6	CS	4.83
<input checked="" type="checkbox"/>	10061	LOBSTER MEAT FRESH TCK	15	LB	31.76
<input checked="" type="checkbox"/>	10595	SHRIMP 21/25 P/D RAW T/OFF	3	CS	7.50
<input checked="" type="checkbox"/>	10611	SHRIMP 26/30 P/D RAW T/OFF	1	CS	5.93

Report Options

Preview Report

Purchase Order #: Choose the purchase order you want to

Item Lookup: Use rapid intelligence to find the item

Preview Report: Check this box if you would like this report to display on the screen

10015 TUNA STEAK 4 OZ IQF
PO Number - 2326 Internal Lot Number - PO0000232610015 External Lot Number -

*** PURCHASES ***

PO #	Vendor #	Vendor Name	Rec Date	Qty SU	Qty BU	Cost	Ext Cost
2326	A00300	All American Meat & Seafood	10/02/12	6.00	60.00	4.83	289.80

*** SALES ***

INV #	Customer #	Customer Name	Inv Date	Qty SU	Qty BU	Price	Ext Price
5157	S9900	SR2 Food	12/11/12	2.00	20.00	9.33	186.60
5707	M7200	Melissa's Hot Rod Cafe	05/14/14	1.00	10.08	20.39	205.53

*** LOT TRANSFERS ***

Lot #	Ext Lot #	Whse	Trans Date	Qty SU	Qty BU	Cost	Ext Cost
-------	-----------	------	------------	--------	--------	------	----------

Total Cost: 289.80 Total Price: 392.13 Profit: 102.33 GP %: 26.10

Min Price: 9.33
Max Price: 20.39
Avg Price: 13.04
Avg Sale: 196.07
Avg Qty: 15.04

*** END OF REPORT ***

Lot Tracking Report

Lot ID

Item Lookup

Report Options

Preview Report

Print

Lot ID: Choose the Internal lot ID of the lot

Item Lookup: Use rapid intelligence to find the item

Preview Report: Check this box if you would like this report to display on the screen

lottrack
1-800-214-5045

SR2SOFTWARE, INC.
Lot Tracking Report

05/18/15
Page: 1

Internal Lot Number - PO0000228620650

External Lot Number - EX-002

*** PURCHASES ***

PO #	Vendor #	Vendor Name	Rec Date	Qty SU	Qty BU	Cost	Ext Cost
2286			10/04/11	25.00	2,112.24	5.83	12,314.36

*** SALES ***

INV #	Customer #	Customer Name	Inv Date	Qty SU	Qty BU	Price	Ext Price
1665	A4160	AJ'S RESTAURANT	10/04/11	1.00	80.00	6.08	486.40
1668	C5800	CHASE DELI & PIZZA PLUS-C5800	10/05/11	1.00	80.00	7.57	605.60
1666	A4160	AJ'S RESTAURANT	01/03/12	1.00	79.00	6.08	480.32
5176	A4160	AJ'S RESTAURANT	01/01/13	1.00	80.00	6.08	486.40

*** LOT TRANSFERS ***

Lot #	Ext Lot #	Whse	Trans Date	Qty SU	Qty BU	Cost	Ext Cost
PO0000228620650	EX-002	SR2	11/18/13	0.00	2,160.00-	5.83	12,592.80-

*** E N D O F R E P O R T ***

Stock Status Report

Inventory Stock Status Report - 01-SR2SOFTWARE, INC. "Developer version - Not for resale"

Stock Status as of Date: 12/22/16

Report Sort Selection: Item

Category Selection: From: [] To: zzzz

Item Selection: [] zzzzzzzzzz

Report Options:

- Landscape Orientation
- Show Zero Balance Inventory
- Show Negative Inventory
- Include Restricted Items
- Preview Report

Buttons: Select Multiple Categories, Select Multiple Items, Print, Excel

Stock Status as of Date: Choose the date you want the stock status to be as of

Report Sort Selection: Specify the sort order of the report. Choose from Category, Item or Vendor

Category Selection: Enter in a Category, a Range of Categories, or All Categories.

Landscape Orientation: Print the report in landscape instead of portrait

Show Zero Balance Inventory: Include zero inventory

Show Negative Inventory: Include negative inventory

Include Restricted Items: Check this box if you would like to include restricted items in the report and totals

Preview Report: Check this box if you would like this report to display on the screen

Stock Status As Of: 05/14/13

Item #	Description	BU Onhand	SU Onhand	On Order	Committed	Available	Reorder PT
#4456	testing	19.52 CS	19.52 CS	2.00	48.00	26.48-	0.00
01002	GIRLION STRIP WHOLE	54.00- LB	5.00 BX	12.00	145.83	128.83-	50.00
01072	BEEF SIRLOIN STEAK	0.00 LB	0.00 CS	0.00	24.53	24.53-	0.00
01156	willie	0.00 LB	0.00 CS	0.00	3.47	3.47-	0.00
01174	TENDER SR OFF 8oz	0.00 LB	0.00 CS	0.00	8.67	8.67-	0.00
011860	new test	0.00 LB	0.00 CS	0.00	1.15	1.15-	0.00
011861	test2	4.50- LB	1.13- CS	0.00	0.00	1.13-	0.00
01360	Ground Beef	0.00 LB	0.00 CS	0.00	7.20	7.20-	0.00
01437	BEEF FLAT IRON STEAK	0.00 LB	0.00 CS	0.00	0.10	0.10-	0.00
01535	BRISKET WHOLE RED CORNED	0.00 LB	0.00 BX	0.00	2.00	2.00-	0.00
01536	BRISKET WHOLE PURPLE CORNED	0.00 LB	0.00 CS	0.00	3.00	3.00-	0.00
01537	BRISKET WHOLE BLUE CORNED	119.15- LB	3.00- CS	0.00	2.00	5.00-	0.00
01790	HOT DOGS	6.00- BX	6.00- BX	1.00	120.00	125.00-	0.00
01850	BEEF HANGERS	9.00- LB	1.13- BX	0.00	10.67	11.80-	0.00
02195	LAMB SHANK	0.00 LB	0.00 BX	0.00	1.88	1.88-	0.00
022672	Test CS EA CS	27.50 CS	27.50 CS	0.00	4.50	23.00	0.00
031186	Juice Lime	4.00 CS	4.00 CS	1.00	2.00	3.00	0.00
04179	PORK SHANKS 6-72	45.14- LB	9.67- BX	0.00	34.00	43.67-	0.00

Warehouse Inventory Valuations Report

Warehouse Inventory Valuation Reports - 01-SR2SOFTWARE, INC. "Developer version - Not for resale"

Valuation as of Date: 12/22/16

Warehouse ID: SR2

Report Sort Selection: Category

Cost Selection: Average

Category Selection: From To zzzz

Select Multiple Categories

Report Options

- Show Zero Balance Inventory
- Show Negative Inventory
- Include Restricted Items
- Preview Report

Print Excel

Valuation as of Date: Choose the date you want the valuation to be as of

Warehouse ID: Choose the warehouse the item is located in

Report Sort Selection: Specify the sort order of the report. Choose from Category, Item or Vendor

Cost Selection: What price do you want displayed in the cost column. Choose from Average, Last or Market

Category Selection: Enter in a Category, a Range of Categories, or All Categories.

Show Zero Balance Inventory: Include inventory that has a zero balance

Show Negative Inventory: Include inventory that has a negative balance

Include Restricted Items: Check this box if you would like to include restricted items in the report and totals

Preview Report: Check this box if you would like this report to display on the screen

Warehouse: SR2 SR2SOFTWARE WAREHOUSE

Valuation Report - Valued at Average

Valuation As Of: 08/07/12

Item #	Description	SU Onhand	BU Onhand	Cost	Value
Category...10 - Frozen Seafood Prodcuts					
10011	SQUID RINGS AND TENTACLES	5.00	CS 250.00	LB 3.2500	812.50
10015	TUNA STEAK 4 OZ IQF	371.00	CS 3,710.00	LB 4.8305	17,921.16
10025	LOBSTER MEAT BKN CAPT DAN	525.00	CS 12,600.00	LB 22.8000	287,280.00
10027	FLATHEAD SOLE M	535.00	BX 19,715.82	LB 1.0100	19,912.98
10039	FROZ. LOBSTERS BODIES	547.00	CS 13,675.00	LB 2.0000	27,350.00
10063	SCALLOPS 80/120 DRY IQF	1.00	CS 30.00	LB 3.9000	117.00
10067	CRAB CLAWS JONAH 16/20	50.00	CS 1,000.00	LB 11.6700	11,670.00
10080	FROZ. CLAM STRIPS 2-1/2GAL	672.00	GL 672.00	GL 27.9100	18,755.52
10115	SCALLOPS 30/40 FROZEN	697.00	CS 6,970.00	LB 11.8700	82,733.90
10139	LONG ISLAND OYSTERS	827.00	PC 827.00	PC 0.7600	628.52
10536	TOMATO FLORENTINE SOUP	2.00	CS 2.00	CS 35.3300	70.66
10741	TROUT 8 OZ. BTFLY FILLET	1,075.00	CS 10,750.00	LB 7.3300	78,797.50
11143	SALMON 10 OZ WILD S/ON	50.00	CS 500.00	LB 5.6000	2,800.00
** Category Totals **					548,849.73

Warehouse Stock Status Report

The screenshot shows a software window titled "Warehouse Inventory Stock Status Report - 01-SR2SOFTWARE, INC. 'Developer version - Not for res...". The interface includes the following elements:

- Warehouse ID:** A text box containing "SR2" with a warehouse icon.
- Report Sort Selection:** A dropdown menu currently set to "Category".
- Category Selection:** A "From" text box (empty) and a "To" text box containing "zzzz", both with warehouse icons. A "Select Multiple Categories" button is to the right.
- Item Selection:** A text box (empty) with a warehouse icon and a "Select Multiple Items" button to its right.
- Report Options:** A section with four checkboxes:
 - Show Zero Balance Inventory
 - Show Negative Inventory
 - Include Restricted Items
 - Preview Report
- Print and Excel:** Two buttons at the bottom right for "Print" and "Excel".

Warehouse ID: Choose the warehouse you wish to use

Report Sort Selection: Specify the sort order of the report. Choose from Category, Item or Vendor

Category Selection: Enter in a Category, a Range of Categories, or All Categories.

Show Zero Balance Inventory: Include inventory that has a zero balance

Show Negative Inventory: Include inventory that has a negative balance

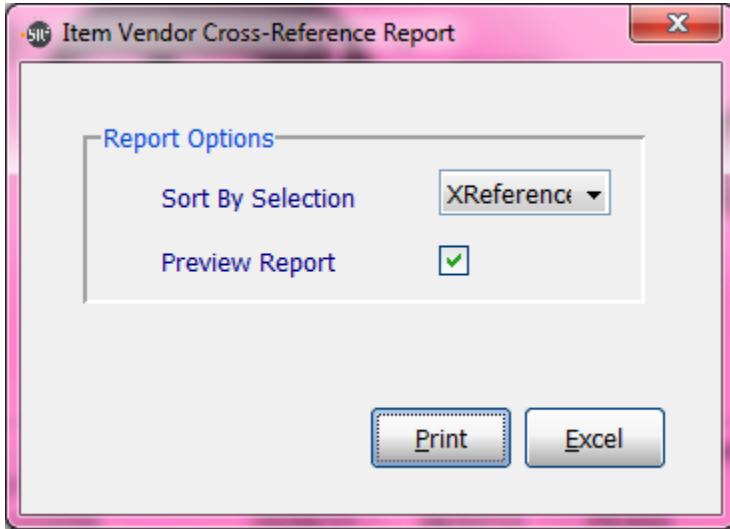
Include Restricted Items: Check this box if you would like to include restricted items in the report and totals

Preview Report: Check this box if you would like this report to display on the screen

Warehouse: SR2 SR2SOFTWARE WAREHOUSE
Category Selection: - zzzz
Item Selection: - zzzzzzzzzz

Item #	Description	SU Onhand	BU Onhand
Category...10 - Frozen Seafood Prodcuts			
10000	WICKS CRAB CAKES MD STYLE 108X	2.00 CS	2.00 CS
10002	H/G POLLOCK SHORE FROZ.	8.00 BG	327.75 LB
10008	BAYSHORE LOB.BISQUE 20oz.	0.00 CS	0.00 CS
10009	MRS FRI CRABCAKE MEDALLION	115.00 CS	90.75 CS
10011	SQUID RINGS AND TENTACLES	4.20 CS	185.75 LB
10014	SQUID TUBES 8 UP CLEANES	0.00 CS	0.00 LB
10015	TUNA STEAK 4 OZ IQF	130.00 CS	1,300.00 LB
10016	DOVER SOLE 12/16 FRZ	0.00 CS	0.00 LB
10019	FROZEN POLLOCK 6-8 OZ.	0.00 CS	0.00 LB
10020	H/G POLLOCK J CUT LL	0.00 BX	0.00 LB
10021	LOBSTER TAILS 5 OZ WARM	0.00 CS	0.00 LB
10024	BROKEN SHRIMP-LG.	0.00 CS	0.00 LB
10025	LOBSTER MEAT BKN CAPT DAN	4.00 CS	4.00 CS
10026	DUCKTRAP 4z SMO SAL SPRUCE	0.00 CS	0.00 CS
10027	FLATHEAD SOLE M	10.00 BX	348.45 LB
10029	FLATHEAD SOLE 3L	0.00 BX	0.00 LB
10030	MRS.FRIDAY'S CRABBYCAKES	0.00 CS	0.00 CS
10031	ORANGE ROUGHY FILLETS	0.00 CS	0.00 LB
10032	WILD SALMON PORTION 4 OZ.	0.00 CS	0.00 LB
10035	WILD SALMON PORTION 6 OZ.	0.00 CS	0.00 LB
10037	SALMON WILD 8 OZ SK/ON	0.00 CS	0.00 LB
10039	FROZ. LOBSTERS BODIES	12.00 CS	275.75 LB

Item Vendor X-Reference Report



Report Sort Selection: Specify the sort order of the report. Choose from XReference, Item or Vendor

Preview Report: Check this box if you would like this report to display on the screen

ITEMVENDRPT
1-800-214-5045

SR2SOFTWARE, INC.
Item Vendor XRef Report

08/07/12
Page: 1

Item #	Description	Item XRef	Vendor ID	Vendor Name	Cost
180	VEAL BONES	00000000001805	Q00100	Quality Meats & Seafoods	0.00
93260	HAM COOKED NATURAL JUICES	10057459932601	Q00100	Quality Meats & Seafoods	0.00
40507	HORML APPLEWOOD SLIC BACON	12872	H00100	Hormel	0.00
20220	IBP FLANK STEAK	20220	I00100	IBP	4.93
20245	EXCEL FLANK STEAK	20245	E00100	Excel Fresh Meats	4.50
20251	EXCEL PEELED BUTT TENDER	20251	E00100	Excel Fresh Meats	9.72
20264	CHOICE PSMO TENDERLOIN	20264	S00500	Swift Premium	11.49
20800	SMITH BONELESS RIBEYE	20800	S00300	Smith Fine Meats	5.15
40283	VEAL RACKS	5614101758	Q00100	Quality Meats & Seafoods	0.00
25488	PGA BEEF TENDERLOIN PSMO	90023209608511	R00100	Restaurant Depot	10.47
25227	CLIPPED TENDERS 4/10	90030802252270	Q00100	Quality Meats & Seafoods	10.00
30007	TYSON RTC CHIC TENDER SMAL	90030802252270	T00100	Tyson Food Products	0.00
20987	BEEF RIB	90031506639015	A00300	All American Meat & Seafood	0.00
11530	WHOLE CHICKEN W/NECK AND GIBLETS	90647431115304	E00100	Excel Fresh Meats	0.00
40518	HORML FST/FNSH P/CKD BACON	90700649210101	H00100	Hormel	0.00
02195	LAMB SHANK	90710178061354	Q00100	Quality Meats & Seafoods	0.00
13310	CHICKEN MEAT 1/2' DICED WHITE MEAT	90763572133103	E00100	Excel Fresh Meats	0.00
20625	* SHORTLOIN 1/2 FRESH CUT	90775916144461	E00100	Excel Fresh Meats	0.00
40215	LAMB LOIN CHOP 12OZ FRESH	99335041102135	E00200	Eastland Foods	0.00
MY ITEM	ITEM MY COMPANY CREATES	MY ITEM NUMBER	B00200	BEST FOODS	0.00

*** END OF REPORT ***

Open Lot Report

Category Selection: Enter in a Category, a Range of Categories, or All Categories.

If you click the buttons that go along with the above option it will allow you to choose non consecutive choices.

Filter On: Will allow you to filter on a specific word in an item.

Preview Report: Check this box if you would like this report to display on the screen

Lot #	Item ID	Description	Cat	Receive	Expire	Committed	Fresh	Available	Whse
	20650	EXCEL BONELESS RIBEYES	25	11/03/11		0	YES	6	SR2
24	20650	EXCEL BONELESS RIBEYES	25	01/27/14		0	YES	2	SR2
MM121	20650	EXCEL BONELESS RIBEYES	25	08/07/12		0	YES	9	SR2
MM122	20650	EXCEL BONELESS RIBEYES	25	08/07/12		0	YES	3	SR2
66	21414	My new Lot	100	02/14/14		0	YES	26	SR2
68	21414	My new Lot	100	02/14/14		0	YES	27	SR2
TY-001	30739	* TYGON FROZ JUMBO WINGS	30	10/04/11	07/01/12	0	NO	200	PFS-CA
AGH-53723	30739	* TYGON FROZ JUMBO WINGS	30	10/25/11	02/01/12	0	NO	7	SR2
FM226	50015	TUNA STEAK 4 OZ FROZEN	10	12/05/12	01/02/13	0	NO	13	SR2
	60942	WHITE MAC FFB COOKIES	60	03/27/12		0	YES	100	SR2
ABC-001	75006	TOMATOES 5X6 RQ	75	10/04/11	11/07/11	0	YES	20	SR2
	75006	TOMATOES 5X6 RQ	75	10/19/11		0	YES	6	SR2
	75006	TOMATOES 5X6 RQ	75	10/28/11		0	YES	25	SR2
tom123	75006	TOMATOES 5X6 RQ	75	11/01/11	11/13/11	0	YES	1	SR2
75006-010412	75006	TOMATOES 5X6 RQ	75	01/04/12	01/11/12	0	YES	1	SR2
TOM 2 14 12	75006	TOMATOES 5X6 RQ	75	02/14/12	02/21/12	0	YES	3	SR2
041712-0987	75006	TOMATOES 5X6 RQ	75	04/17/12	04/24/12	0	YES	4	SR2
PO Test1	75006	TOMATOES 5X6 RQ	75	08/29/12		0	YES	3	SR2
po test3	75006	TOMATOES 5X6 RQ	75	08/30/12		0	YES	8	SR2
TEST33	75006	TOMATOES 5X6 RQ	75	11/09/12		0	YES	3	SR2
MM-1465	75006	TOMATOES 5X6 RQ	75	10/22/12	11/10/12	0	YES	3	SR2
ABC-002	75009	BUTTON MUSHROOM RQ	75	10/04/11	11/30/11	0	YES	10	SR2
	75009	BUTTON MUSHROOM RQ	75	10/19/11		0	YES	2	SR2
ABC-004	75014	SHITAKE MUSHROOM B RQ	75	10/04/11	11/15/11	0	YES	3	SR2